

# Audi A4

## Current Flow Diagram

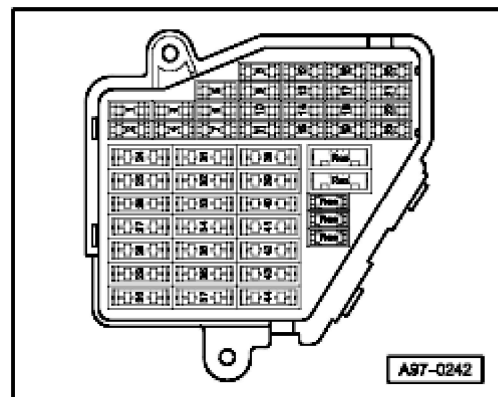
**No. 33 / 1**

Edition 05.2003

### Heated front seats - with and without heated steering wheel

From model year 2001

#### Fuse box



♦ Dash panel, driver's side

#### Fuse colours

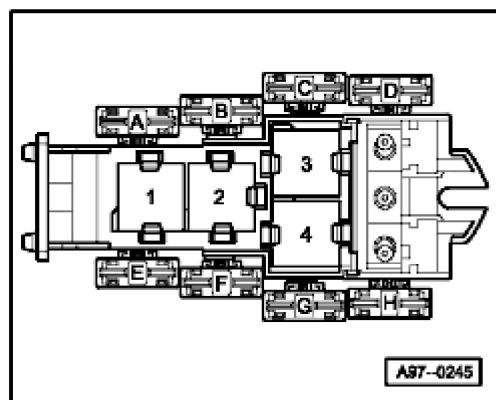
- 30 A - green
- 25 A - white
- 20 A - yellow
- 15 A - blue
- 10 A - red
- 7.5 A - brown
- 5 A - beige



#### Note:

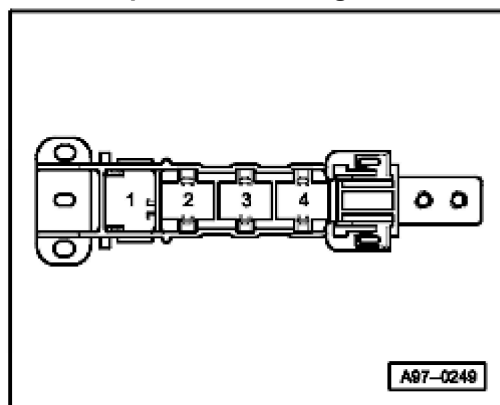
From fuse number 23 upwards the fuses in the fuse box are designated as 223 etc. in the Current Flow Diagram.

**4-point relay carrier with screw connection**



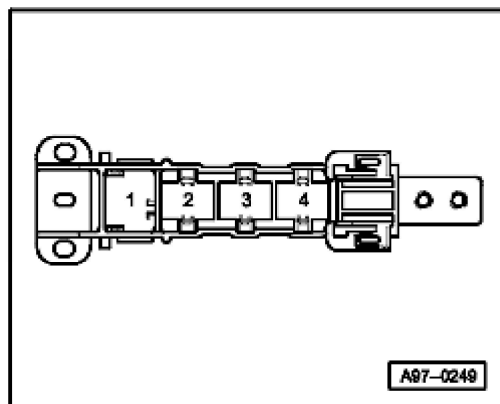
- ◆ Dash panel, driver's side

**Connector point, seat wiring**



- ◆ Under front passenger's seat  
3 - 6-pin connector, green (T6e)

**Connector point, seat wiring**

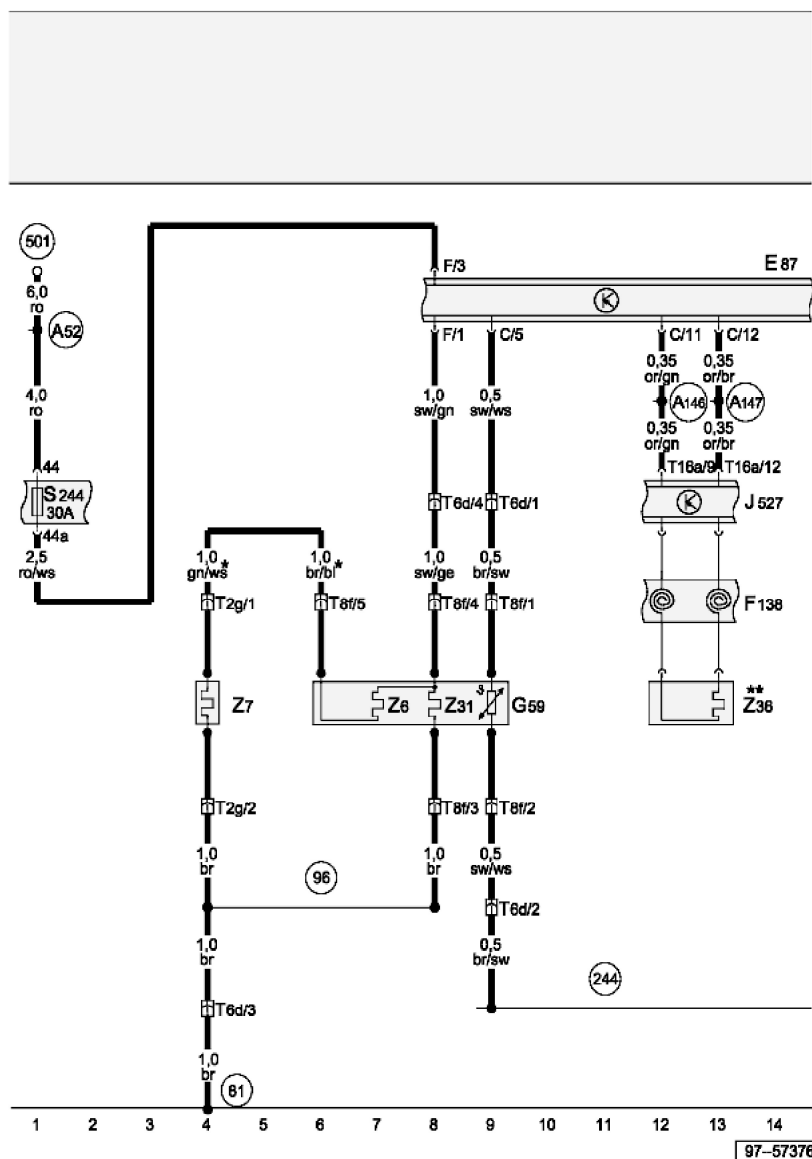


- ◆ Under driver's seat  
3 - 6-pin connector, green (T6d)

## Audi A4

## Current Flow Diagram

No. 33 / 2



ws = white  
 sw = black  
 ro = red  
 br = brown  
 gn = green  
 bl = blue  
 gr = grey  
 li = purple  
 ge = yellow  
 or = orange  
 rs = pink

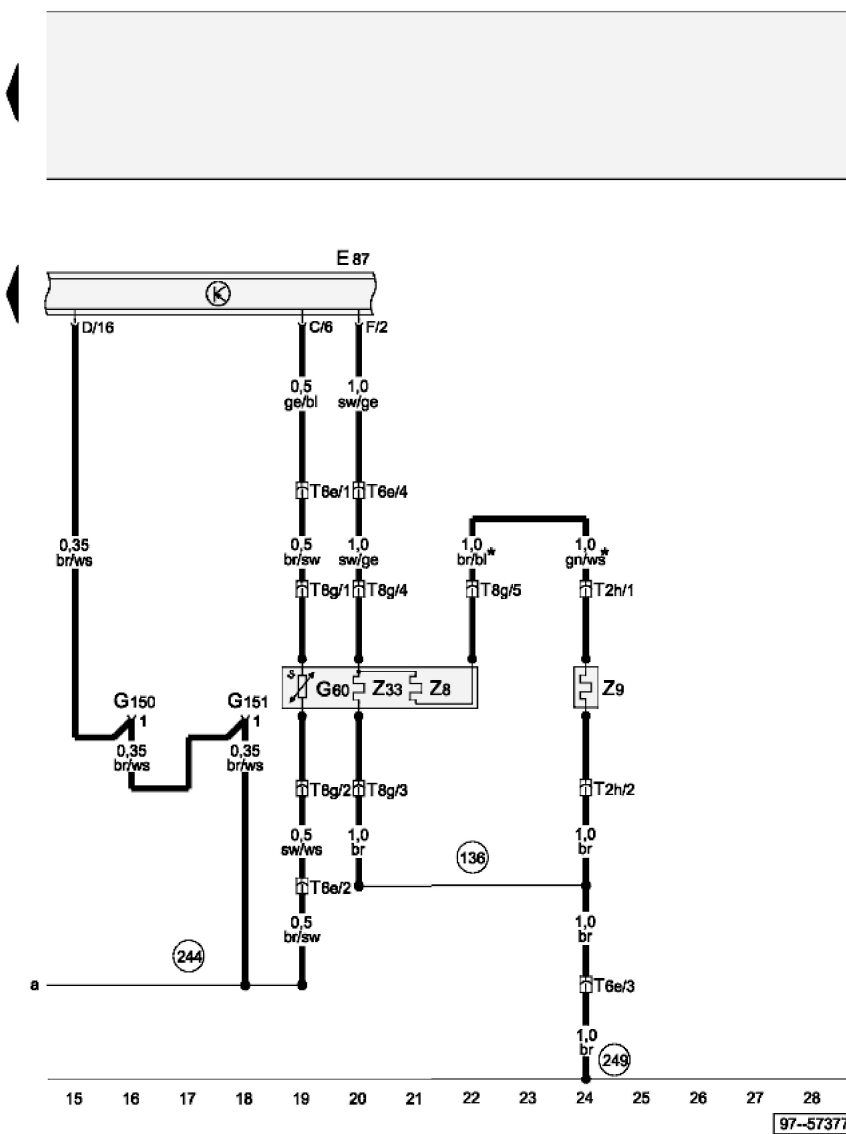
## Heated driver's seat, fuse

- E87 - Control and display unit for air conditioner/Climatronic
- F138 - Airbag coil connector, return spring with slip ring
- G59 - Driver's seat temperature sensor
- J527 - Steering column electronics control unit
- S244 - Fuse in fuse box
- T2g - 2-pin connector, on driver's seat for heated backrest
- T6d - 6-pin connector, green, connector point, seat wiring, driver's seat
- T8f - 8-pin connector, on driver's seat for heated seat cushion
- T16a - 16-pin connector, black, on steering column electronics control unit
- Z6 - Heated driver's seat cushion
- Z7 - Heated driver's seat backrest
- Z31 - Driver's seat cushion lateral support heater
- Z36 - Heated steering wheel
- 81 - Earth connection -1-, in dash panel wiring harness
- 96 - Earth connection -1-, in seat heating wiring harness
- 244 - Earth connection (sender earth), in Climatronic wiring harness
- 501 - Screw connection -2- (30), on relay plate
- A52 - Positive (+) connection -2- (30), in dash panel wiring harness
- A146 - Connection (convenience CAN bus, high), in dash panel wiring harness
- A147 - Connection (convenience CAN bus, low), in dash panel wiring harness
- \* - Both possible
- \*\* - Only applies to models with heated steering wheel

## Audi A4

## Current Flow Diagram

No. 33 / 3



**Heated front passenger's seat**

- E87 - Control and display unit for air conditioner/Climatronic
- G60 - Front passenger's seat temperature sensor
- G150 - Left vent temperature sender
- G151 - Right vent temperature sender
- T2h - 2-pin connector, on front passenger's seat for heated backrest
- T6e - 6-pin connector, green, connector point, seat wiring, front passenger's seat
- T8g - 8-pin connector, on front passenger's seat for heated seat cushion
- Z8 - Heated front passenger's seat cushion
- Z9 - Heated front passenger's seat backrest
- Z33 - Front passenger's seat cushion lateral support heater
- 136 - Earth connection -2-, in seat heating wiring harness
- 244 - Earth connection (sender earth), in Climatronic wiring harness
- 249 - Earth connection -2-, in interior wiring harness
- \* - Both possible

ws = white  
sw = black  
ro = red  
br = brown  
gn = green  
bl = blue  
gr = grey  
li = purple  
ge = yellow  
or = orange  
rs = pink