

Audi A8

Fitting Locations

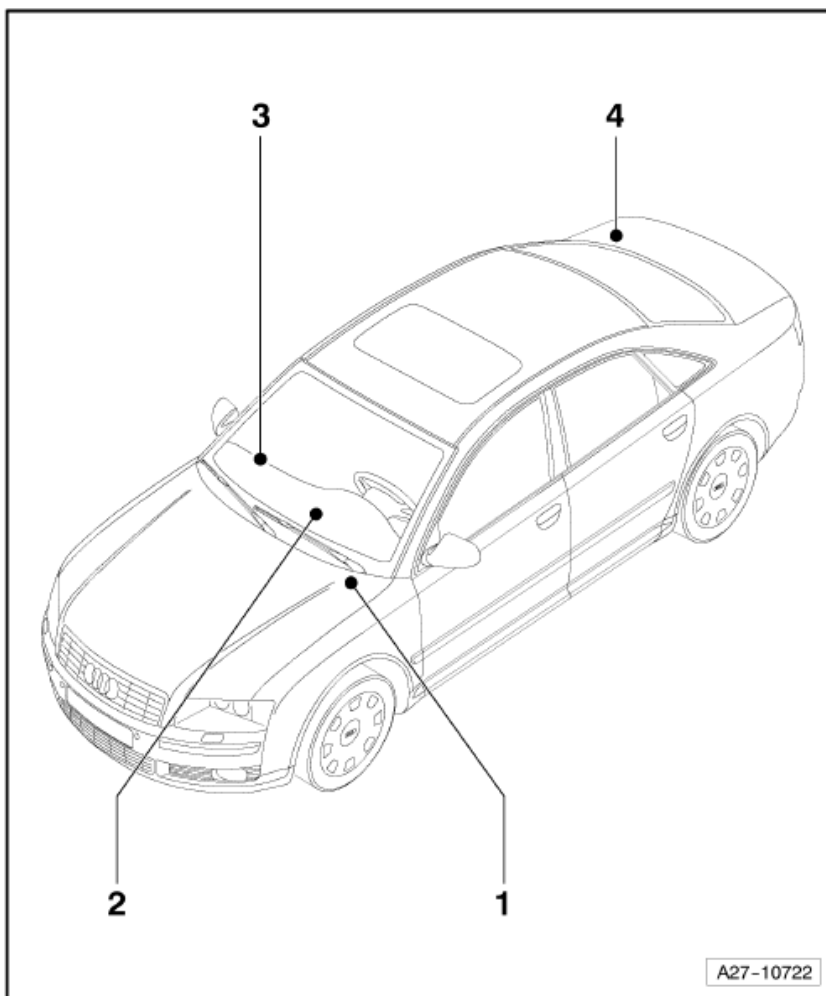
No. 803 / 1

Edition 04.2011

Relay

Overview of relay carriers

- 1 - Relay and fuse holder, in electronics box plenum chamber**
 - Relay positions → **chapter**
- 2 - Relay and fuse holder, behind left dash panel**
 - Position of relays, left-hand drive only → **chapter**
- 2 - Relay and fuse holder behind right dash panel**
 - Position of relays, right-hand drive only → **chapter**
- 3 - Relay and fuse holder in front right footwell**
 - Position of relays, left-hand drive → **chapter**
- Relay and fuse holder in front left footwell**
 - Position of relays, right-hand drive → **chapter**
- 4 - Relay and fuse holder, on right in luggage compartment**
 - Relay positions → **chapter**

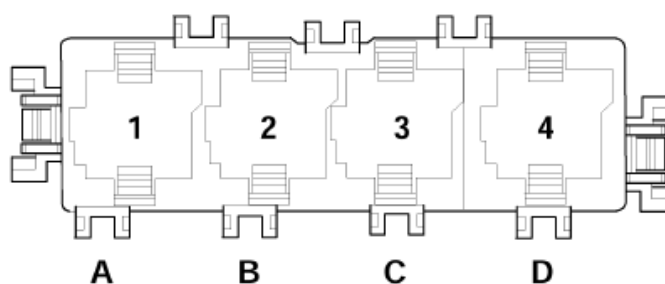


Relay and fuse holder, in electronics box plenum chamber

- 1 - Glow plug relay -J52-**
 - Engine code ASE only
- 1 - Secondary air pump relay -J299-**
- 2 - Glow plug relay 2 -J495-**
 - Engine code ASE only
- 2 - Secondary air pump relay 2 -J545-**
 - only VR12
- 2 -**



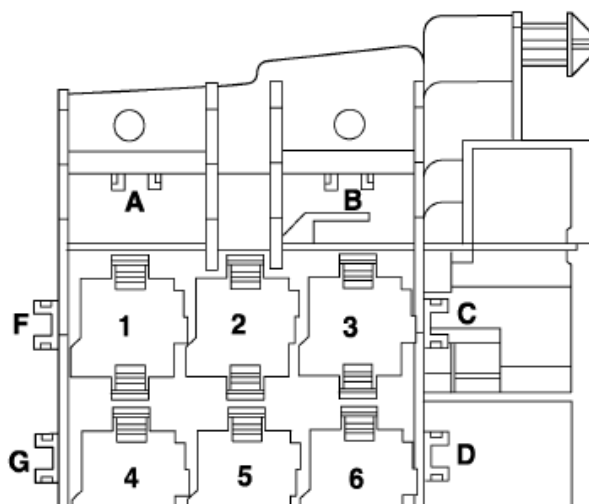
- Motronic current supply relay -J271-**
- ☐ From June 2003
- 2 - Terminal 30 voltage supply relay -J317-**
- ☐ From June 2003
- 3 - Terminal 30 voltage supply relay -J317-**
- ☐ To May 2003
- 3 - Motronic current supply relay -J271-**
- ☐ To May 2003
- 3 - Glow plug relay 2 -J495-**
- ☐ From model year 2004
 - ☐ Engine code ASE only
- 3 - Secondary air pump relay 2 -J545-**
- ☐ From model year 2004
 - ☐ Engine code BHT only
- 3 - Automatic glow period control unit -J179-**
- ☐ From model year 2004
 - ☐ Engine code BVN only
- 4 - Automatic glow period control unit -J179-**
- ☐ Engine codes ASB, BNG only
 - ☐ left-hand drive only
- 4 - Glow period control unit 2 -J703-**
- ☐ Engine code BVN only
 - ☐ left-hand drive only

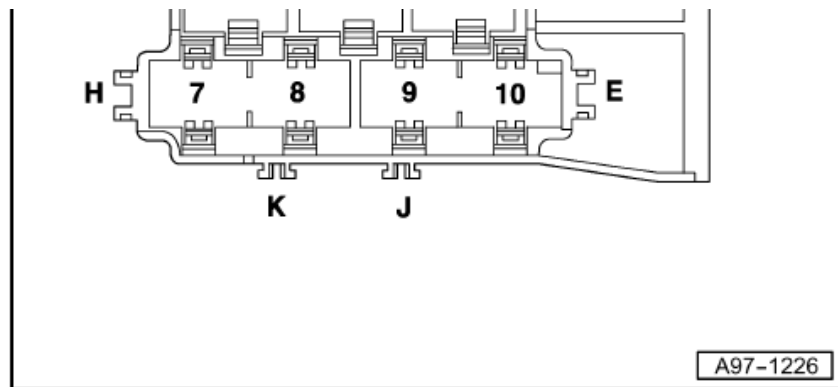


A97-1227

Position, relay and fuse holder behind left dash panel

- 1 - Adaptive suspension compressor relay -J403-**
- 2 - Dual tone horn relay -J4-**
- 3 - Terminal 15 voltage supply relay -J329-**
- 4 - Washer fluid heater relay -J711-**
- ☐ To model year 2004
- 5 - Control unit for taxi alarm remote control -J601-**
- ☐ From model year 2006
- 6 - Terminal 75 voltage supply relay 1 -J680-**

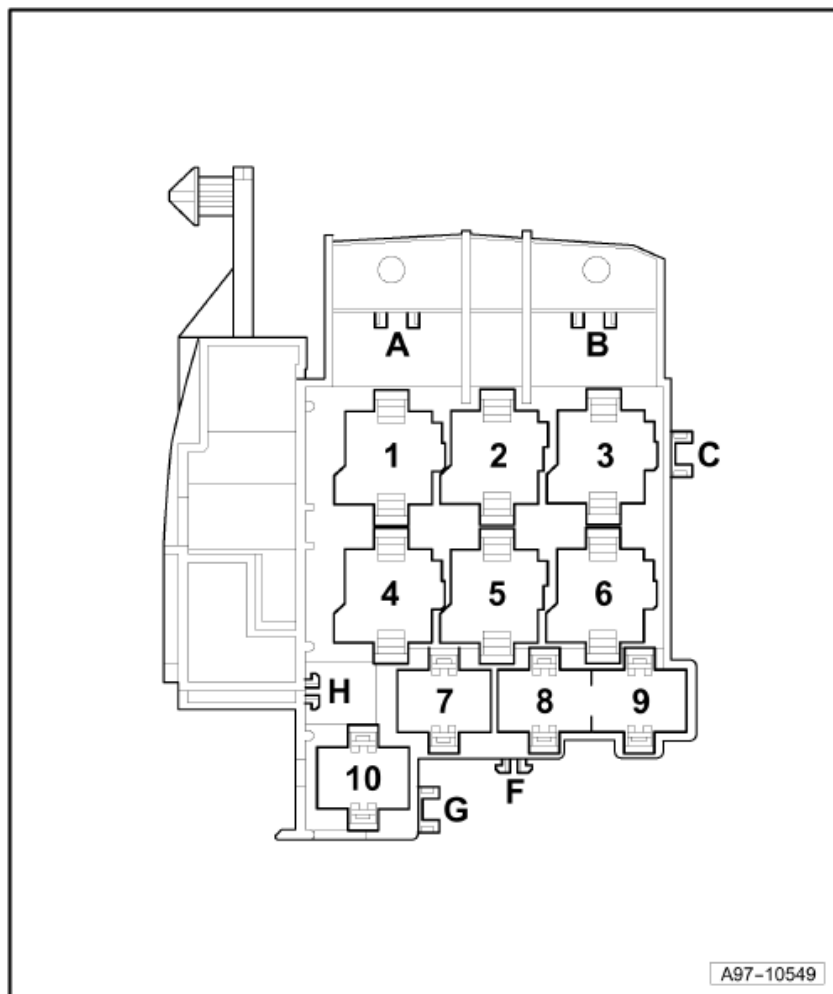




A97-1226

Position, relay and fuse holder behind right dash panel

- 1 - Headlight washer system relay -J39-
- 2 - Starter motor relay -J53-
- 3 - Terminal 15 voltage supply relay -J329-
- 4 - Washer fluid heater relay -J711-
 - To model year 2004
- 5 - Starter motor relay 2 -J695-
- 6 - Terminal 75 voltage supply relay 1 -J680-



A97-10549

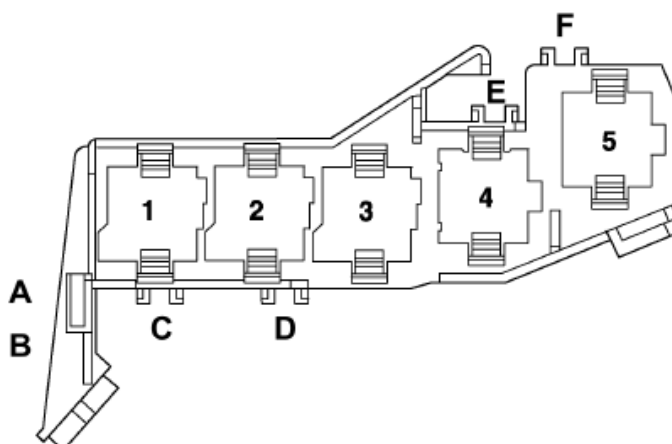
Position, relay and fuse holder in front right footwell, left-hand drive

- 1 - Radiator fan 3 relay -J752-
 - 6.0 l petrol engine
- 1 - Fuel cooling pump relay -J445-

□TDI

- 1 - Brake servo relay -J569-**
 - Petrol engine
- 1.1 - Additional coolant pump relay -J496-**
- 1.1 - Continued coolant circulation relay -J151-**
- 2 - Starter motor relay -J53-**
- 3 - Starter motor relay 2 -J695-**
- 4 - Fuel pump relay -J17-**
- 4 - Engine components current supply relay -J757-**
 - Engine code BSM only
- 5 - Headlight washer system relay -J39-**

-J752-, -J445-, -J569-, -J496-, -J151- are mini-relays and can be found on a relay connector position

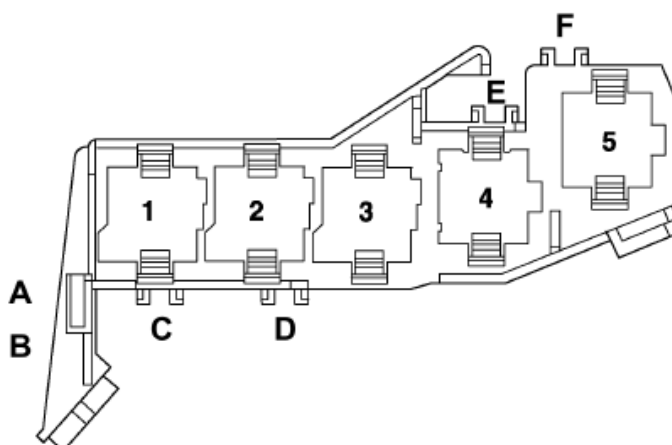


A97-1225

Position, relay and fuse holder in front left footwell, right-hand drive

- 1.1 - Radiator fan 3 relay -J752-**
 - 6.0 l petrol engine
- 1.1 - Fuel cooling pump relay -J445-**
 - TDI
- 1.1 - Brake servo relay -J569-**
 - Petrol engine
- 1.2 - Additional coolant pump relay -J496-**
- 1.2 - Continued coolant circulation relay -J151-**
- 2 - Dual tone horn relay -J4-**
- 3 - Not assigned**
- 4 - Fuel pump relay -J17-**
- 4 - Engine components current supply relay -J757-**
 - Engine code BSM only
- 5 - Adaptive suspension compressor relay -J403-**

-J752-, -J445-, -J569-, -J496-, -J151- are mini-relays and can be found on a relay connector position



A97-1225

Position, relay and fuse holder, on right in luggage compartment

1 - Heated rear window relay -J9-

2 - Not assigned

2 - Current supply relay -J16-

□ From model year 2005

3 - Fuel pump relay -J17-

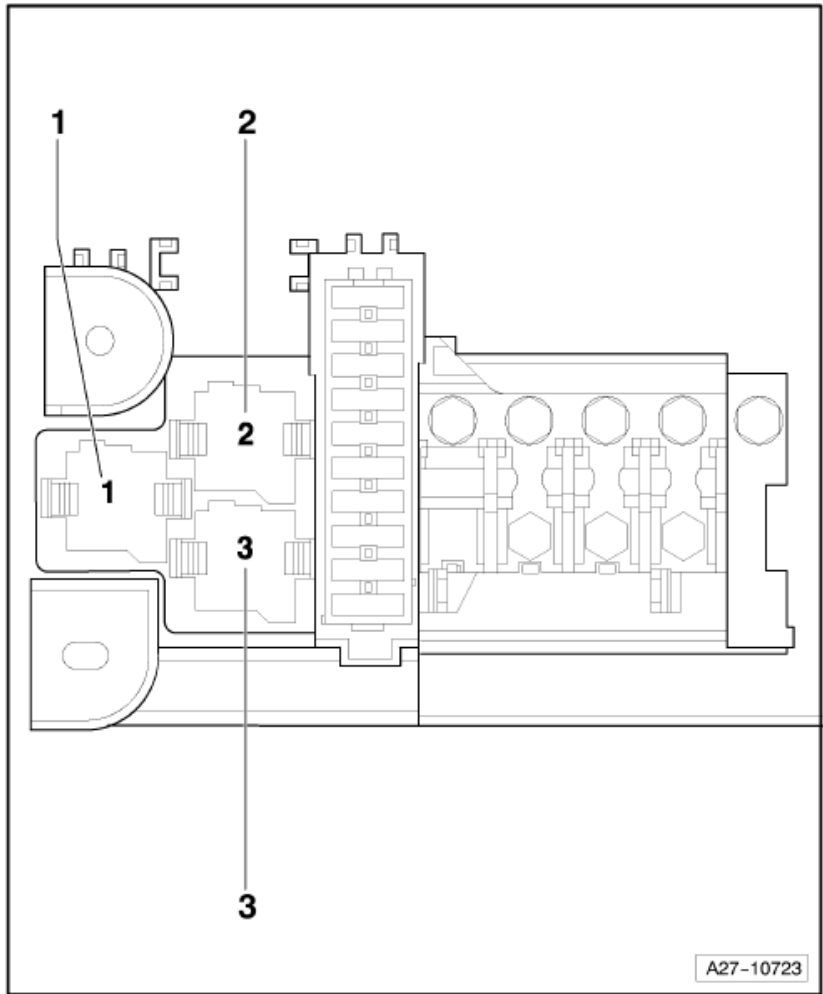
□ Engine codes BVJ, ASB only

3 - Electric fuel pump 2 relay -J49-

□ Petrol engines only

3 - Cold start relay for fuel pump -J748-

□ From model year 2006



A27-10723