

# Audi A4

## Current Flow Diagram

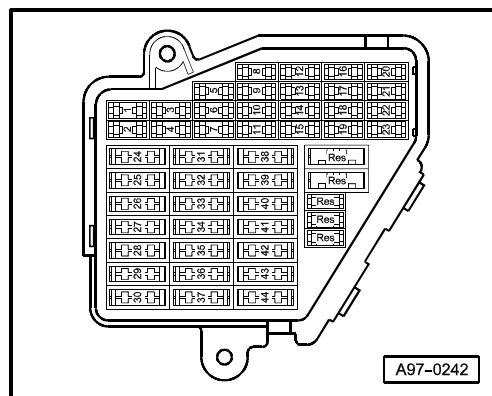
No. 34 / 1

Edition 05.2003

### Heated front and rear seats with and without heated steering wheel

From model year 2001

#### Fuse box



#### ♦ Dash panel, driver's side

##### Fuse colours

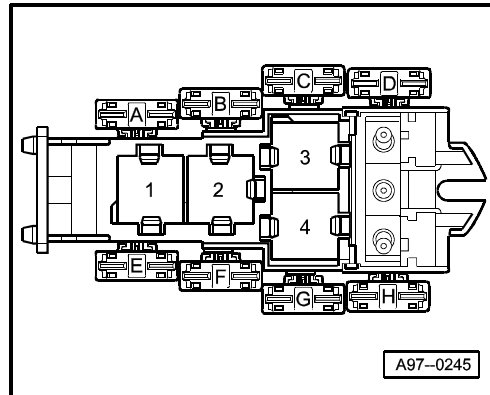
- 30 A - green
- 25 A - white
- 20 A - yellow
- 15 A - blue
- 10 A - red
- 7.5 A - brown
- 5 A - beige



#### Note:

From fuse number 23 upwards the fuses in the fuse box are designated as 223 etc. in the Current Flow Diagram.

#### 4-point relay carrier with screw connection

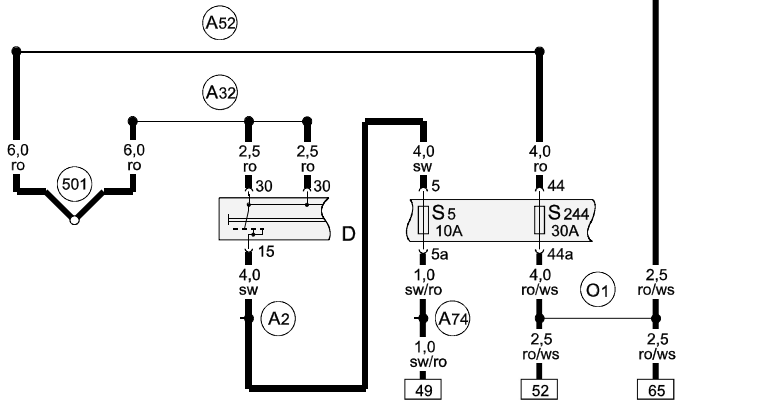



- ◆ Dash panel, driver's side

Audi A4

Current Flow Diagram

No. 34 / 2



Fuses

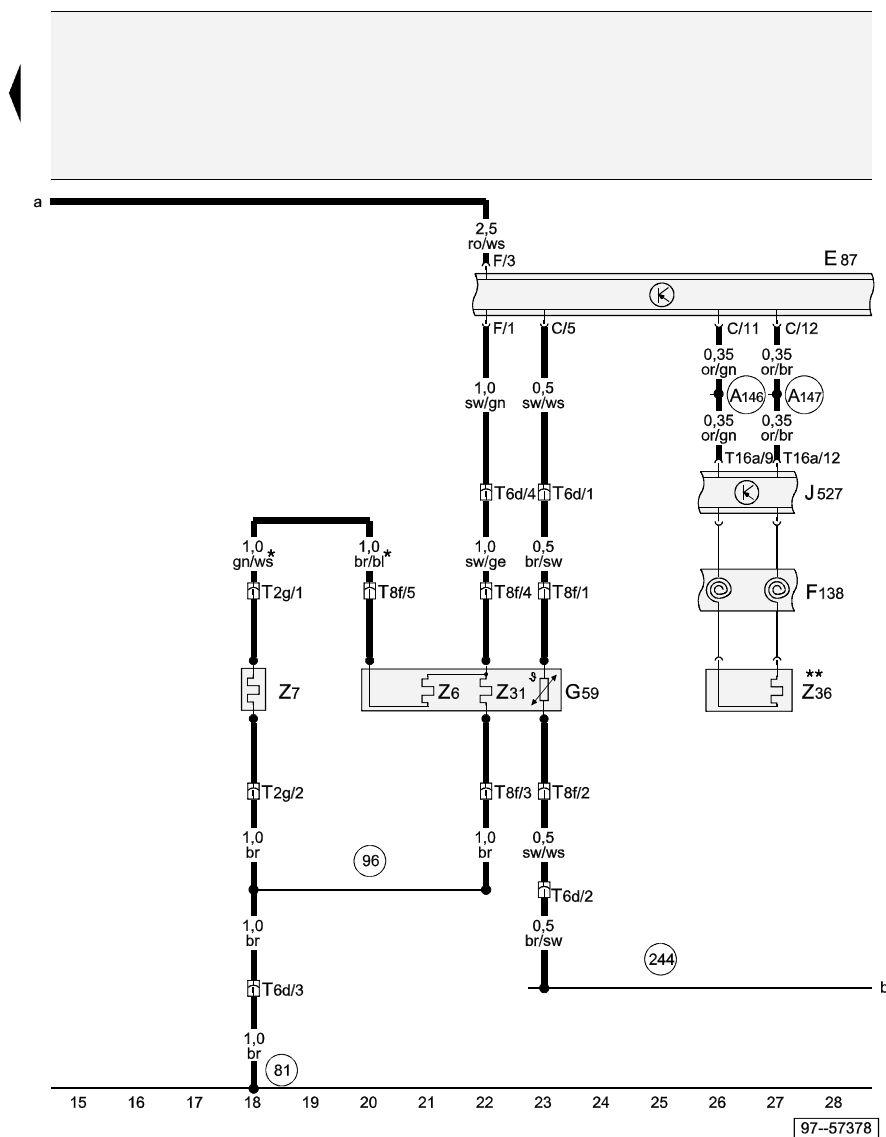
- D - Ignition/starter switch
- S5 - Fuse in fuse box/relay plate
- S244 - Fuse in fuse box
- 501 - Screw connection -2- (30), on relay plate
- A2 - Positive (+) connection (15), in dash panel wiring harness
- A32 - Positive (+) connection (30), in dash panel wiring harness
- A52 - Positive (+) connection -2- (30), in dash panel wiring harness
- A74 - Connection (15a, fuse 5), in dash panel wiring harness
- O1 - Positive (+) connection (30), in heated seats wiring harness

ws = white  
sw = black  
ro = red  
rt = red  
br = brown  
gn = green  
bl = blue  
gr = grey  
li = purple  
vi = purple  
ge = yellow  
or = orange  
rs = pink

## Audi A4

## Current Flow Diagram

No. 34 / 3



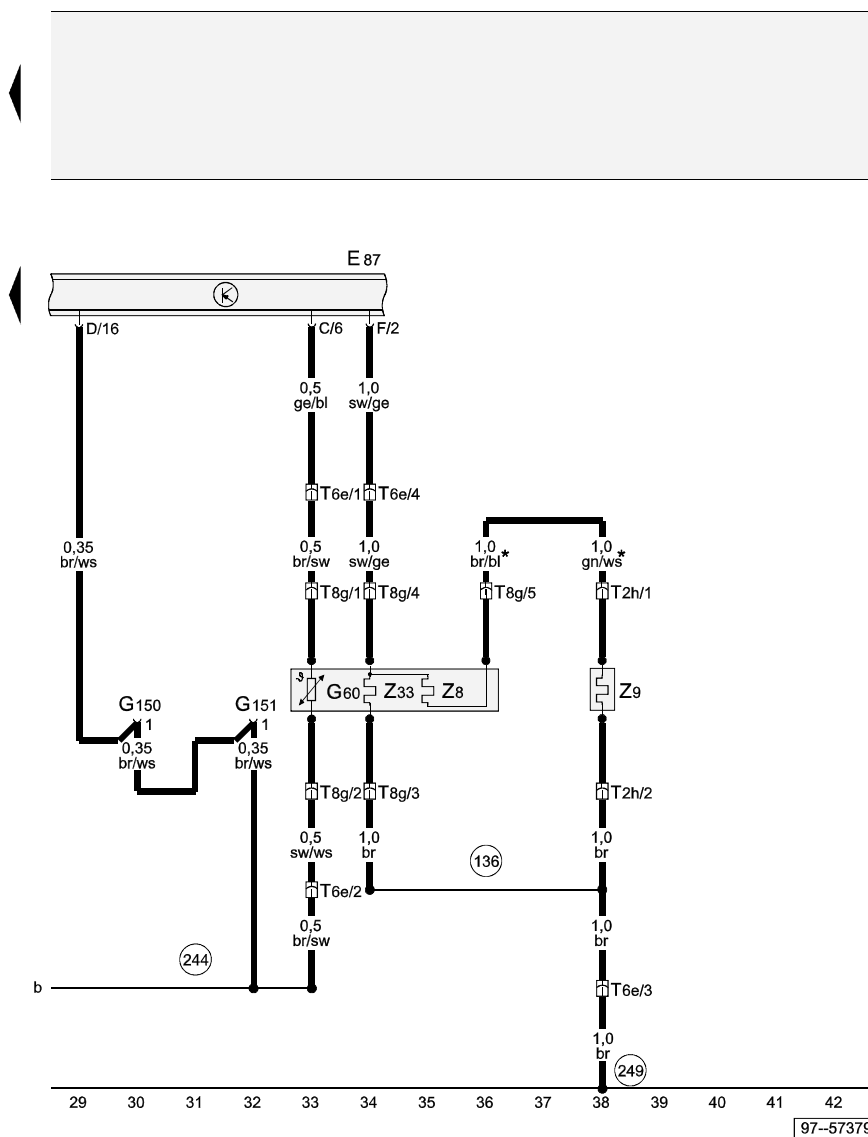
## Heated driver's seat

- E87 - Control and display unit for air conditioner/Climatronic
- F138 - Airbag coil connector, return spring with slip ring
- G59 - Driver's seat temperature sensor
- J527 - Steering column electronics control unit
- T2g - 2-pin connector, on driver's seat for heated backrest
- T6d - 6-pin connector, green, connector point, seat wiring, driver's seat
- T8f - 8-pin connector, on driver's seat for heated seat cushion
- T16a - 16-pin connector, black, on steering column electronics control unit
- Z6 - Heated driver's seat cushion
- Z7 - Heated driver's seat backrest
- Z31 - Driver's seat cushion lateral support heater
- Z36 - Heated steering wheel
- 81 - Earth connection -1-, in dash panel wiring harness
- 96 - Earth connection -1-, in seat heating wiring harness
- 244 - Earth connection (sender earth), in Climatronic wiring harness
- A146 - Connection (convenience CAN bus, high), in dash panel wiring harness
- A147 - Connection (convenience CAN bus, low), in dash panel wiring harness
- \* - Both possible
- \*\* - Only applies to models with heated steering wheel

## Audi A4

## Current Flow Diagram

No. 34 / 4

**Heated front passenger's seat**

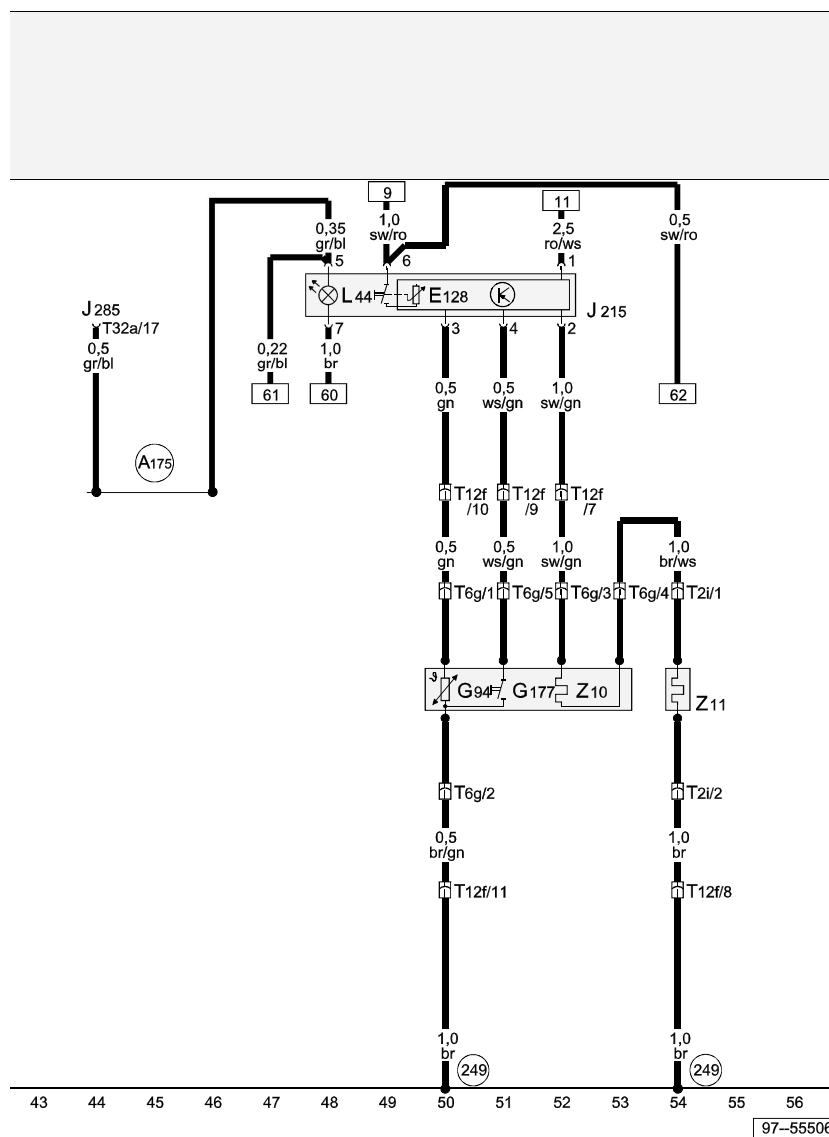
- E87 - Control and display unit for air conditioner/Climatronic
- G60 - Front passenger's seat temperature sensor
- G150 - Left vent temperature sender
- G151 - Right vent temperature sender
- T2h - 2-pin connector, on front passenger's seat for heated backrest
- T6e - 6-pin connector, green, connector point, seat wiring, front passenger's seat
- T8g - 8-pin connector, on front passenger's seat for heated seat cushion
- Z8 - Heated front passenger's seat cushion
- Z9 - Heated front passenger's seat backrest
- Z33 - Front passenger's seat cushion lateral support heater
- 136 - Earth connection -2-, in seat heating wiring harness
- 244 - Earth connection (sender earth), in Climatronic wiring harness
- 249 - Earth connection -2-, in interior wiring harness
- \* - Both possible

ws = white  
 sw = black  
 ro = red  
 rt = red  
 br = brown  
 gn = green  
 bl = blue  
 gr = grey  
 li = purple  
 vi = purple  
 ge = yellow  
 or = orange  
 rs = pink

## Audi A4

## Current Flow Diagram

No. 34 / 5



## Heated rear seat, left

- E128 - Heated rear left seat switch with regulator
- G94 - Rear left seat temperature sensor
- G177 - Rear seat occupied sensor, driver's side
- J215 - Heated rear left seat control unit
- J285 - Control unit with display in dash panel insert
- L44 - Seat heating switch light bulb
- T2i - 2-pin connector, heated rear seat backrest, left
- T6g - 6-pin connector, on rear left seat
- T12f - 12-pin connector, black, under rear seat bench
- T32a - 32-pin connector, green, on dash panel insert
- Z10 - Heated rear seat, left
- Z11 - Heated rear seat backrest, left
- 249 - Earth connection -2-, in interior wiring harness
- A175 - Connection (58s), in dash panel wiring harness

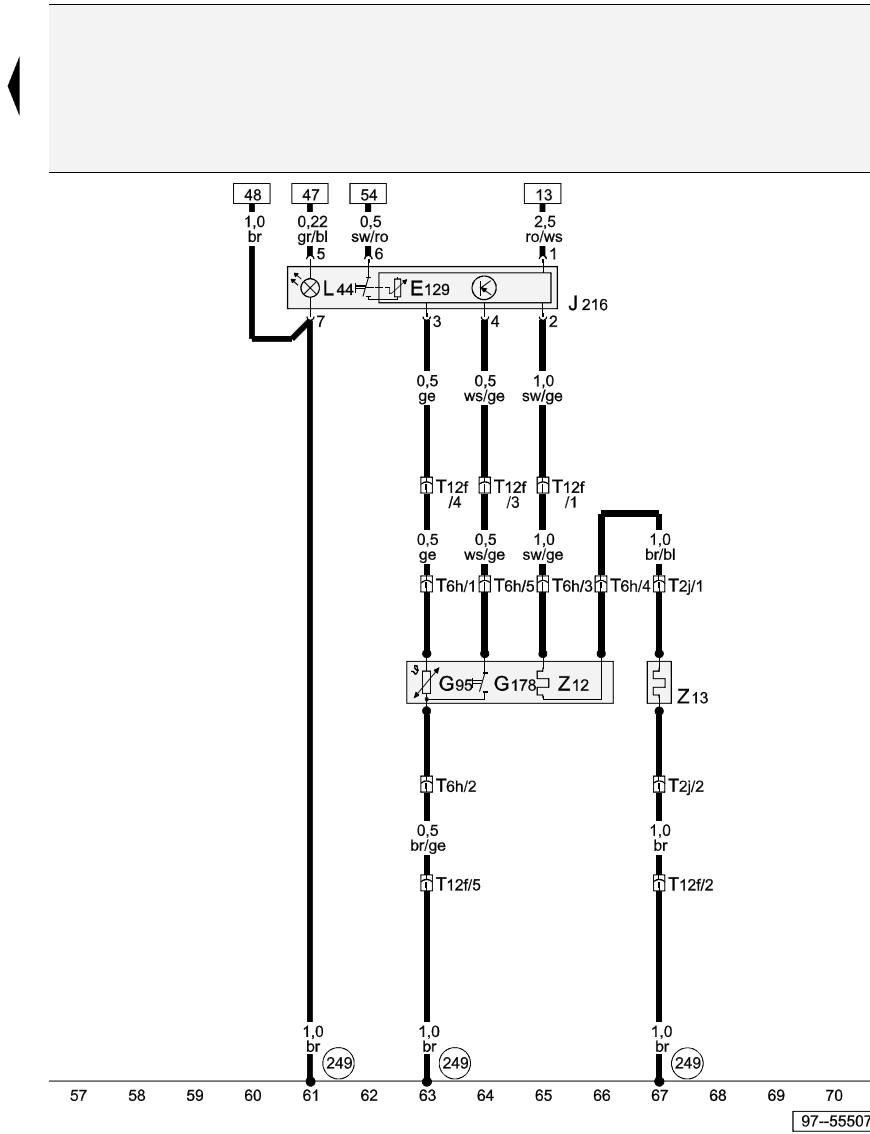
ws = white  
 sw = black  
 ro = red  
 rt = red  
 br = brown  
 gn = green  
 bl = blue  
 gr = grey  
 li = purple  
 vi = purple  
 ge = yellow  
 or = orange  
 rs = pink

97-55506

Audi A4

Current Flow Diagram

No. 34 / 6



Heated rear seat, right

- E129 - Heated rear right seat switch with regulator
- G95 - Rear right seat temperature sensor
- G178 - Rear seat occupied sensor, front passenger's side
- J216 - Heated rear right seat control unit
- L44 - Seat heating switch light bulb
- T2j - 2-pin connector, heated rear seat backrest, right
- T6h - 6-pin connector, on rear right seat
- T12f - 12-pin connector, black, under rear seat bench
- Z12 - Heated rear seat, right
- Z13 - Heated rear seat backrest, right
- 249 - Earth connection -2-, in interior wiring harness



ws = white  
sw = black  
ro = red  
rt = red  
br = brown  
gn = green  
bl = blue  
gr = grey  
li = purple  
vi = purple  
ge = yellow  
or = orange  
rs = pink