

Audi A3

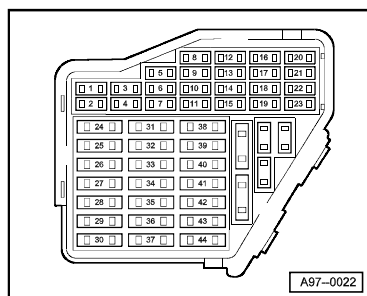
Current Flow Diagram

No. 100 / 1

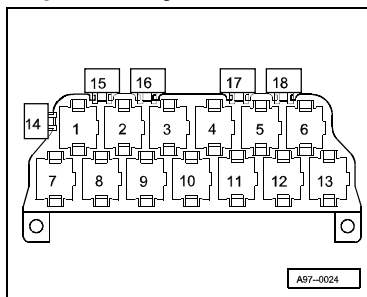
Edition 03.2001

Central locking system with interior lights switch-off delay, reading lights and illuminated make-up mirrors

From model year 2000

Fuse box:

From fuse number 23 upwards the fuses in the fuse box are designated as 223 etc. in the Current Flow Diagram.

13-point relay carrier:**Position of relays:**

10 - Door warning lamps control unit

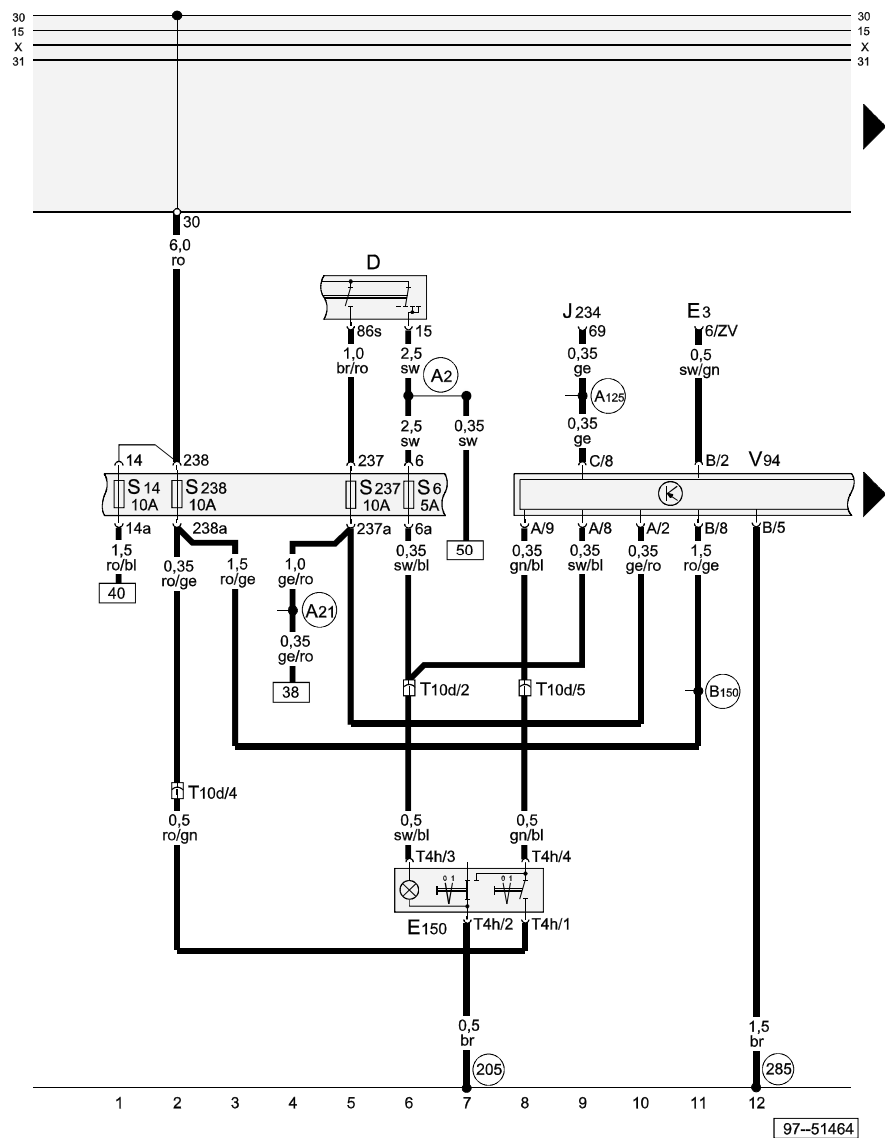
Fuse colours:

- 30 A - green
- 25 A - white
- 20 A - yellow
- 15 A - blue
- 10 A - red

Audi A3

Current Flow Diagram

No. 100 / 2



Central locking system with interior lights switch-off delay, reading lights and illuminated make-up mirrors

- D - Ignition/starter switch
- E3 - Hazard warning light switch
- E150 - Interior locking switch, driver's side
- J234 - Airbag control unit
- S6 - Fuse in fuse box
- S14 - Fuse in fuse box
- S237 - Fuse in fuse box
- S238 - Fuse in fuse box
- T4h - 4-pin connector, black, in driver's door
- T10d - 10-pin connector, brown, connector carrier, A pillar, left
- V94 - Central locking motor with control unit for interior lights switch-off delay and anti-theft alarm system
- 205 - Earth connection, in door wiring harness - driver's side
- 285 - Earth connection -7-, in interior wiring harness
- A2 - Positive (+) connection (15), in dash panel wiring harness
- A21 - Connection (86s), in dash panel wiring harness
- A125 - Connection (crash signal), in dash panel wiring harness
- B150 - Positive (+) connection -2- (30a), in interior wiring harness

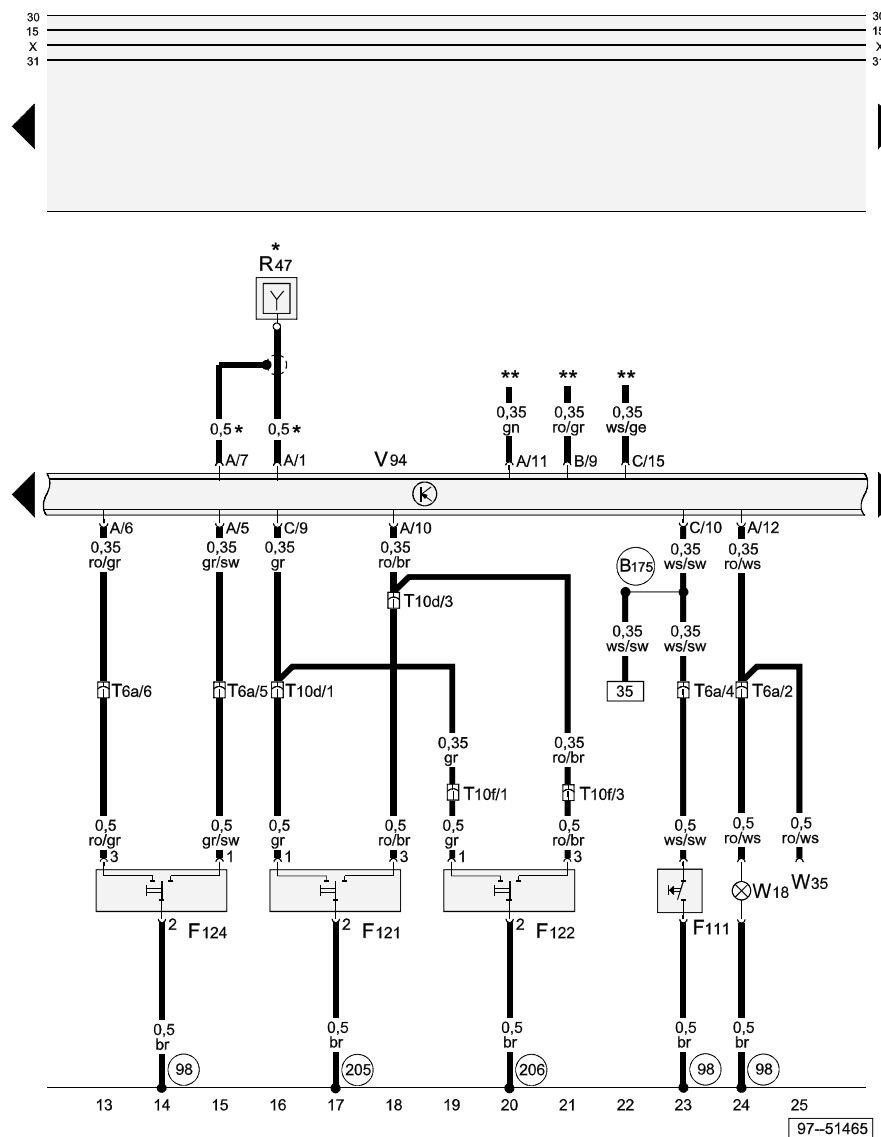
ws = white
 sw = black
 ro = red
 rt = red
 br = brown
 gn = green
 bl = blue
 gr = grey
 li = purple
 vi = purple
 ge = yellow
 or = orange
 rs = pink

97-51464

Audi A3

Current Flow Diagram

No. 100 / 3



ws = white
 sw = black
 ro = red
 rt = red
 br = brown
 gn = green
 bl = blue
 gr = grey
 li = purple
 vi = purple
 ge = yellow
 or = orange
 rs = pink

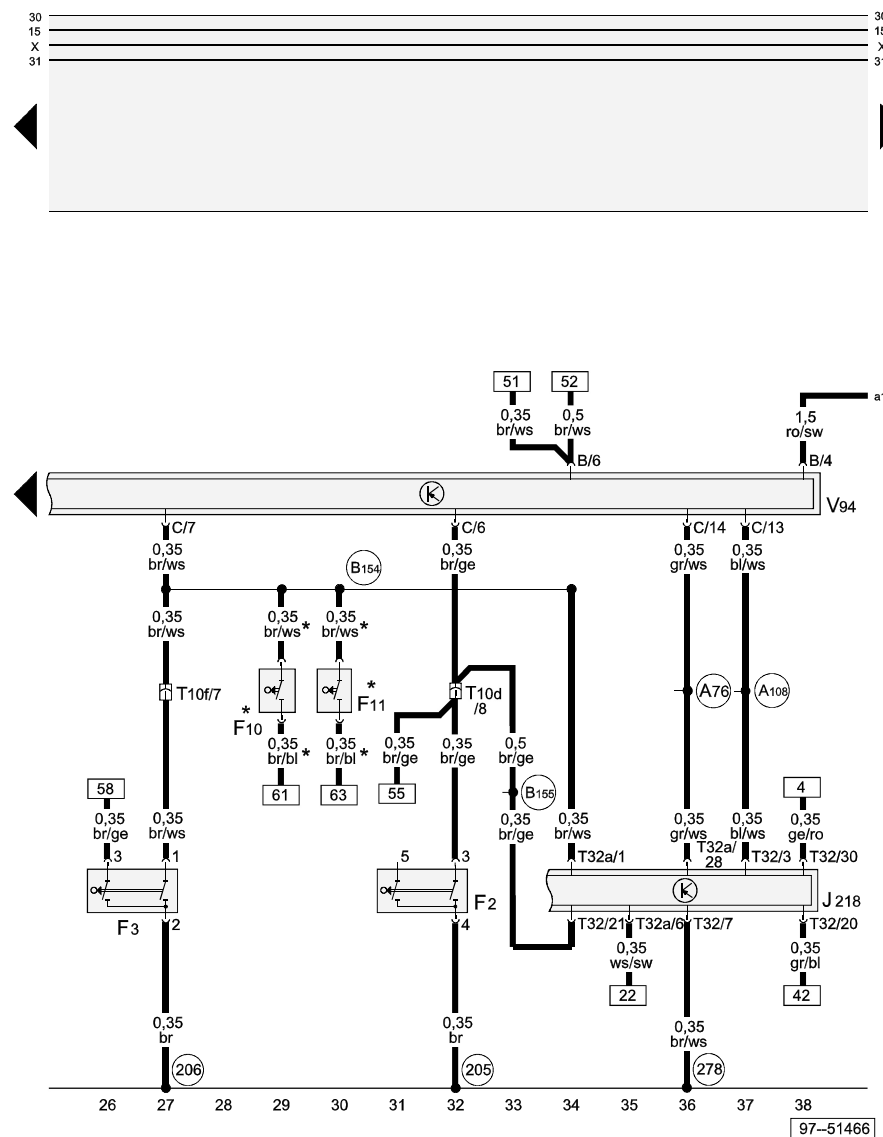
Central locking system with interior lights switch-off delay, reading lights and illuminated make-up mirrors

- F111 - Tailgate/boot lid contact switch
- F121 - Driver's door handle switch for anti-theft alarm
- F122 - Front passenger's door handle switch for anti-theft alarm
- F124 - Contact switch in lock cylinder
- R47 - Central locking and anti-theft alarm system aerial
- T6a - 6-pin connector, black, in luggage compartment, left
- T10d - 10-pin connector, brown, connector carrier, A pillar, left
- T10f - 10-pin connector, brown, connector carrier, A pillar, right
- V94 - Central locking motor with control unit for interior lights switch-off delay and anti-theft alarm system
- W18 - Luggage compartment light, left
- W35 - Luggage compartment light, right
- 98 - Earth connection, in tailgate/boot lid wiring harness
- 205 - Earth connection, in door wiring harness - driver's side
- 206 - Earth connection, in door wiring harness - front passenger's side
- B175 - Connection (central locking), in interior wiring harness
- * - Only models with radio-operated remote control
- ** - See Current Flow Diagram for 'Window lifters' or 'Sliding roof'

Audi A3

Current Flow Diagram

No. 100 / 4



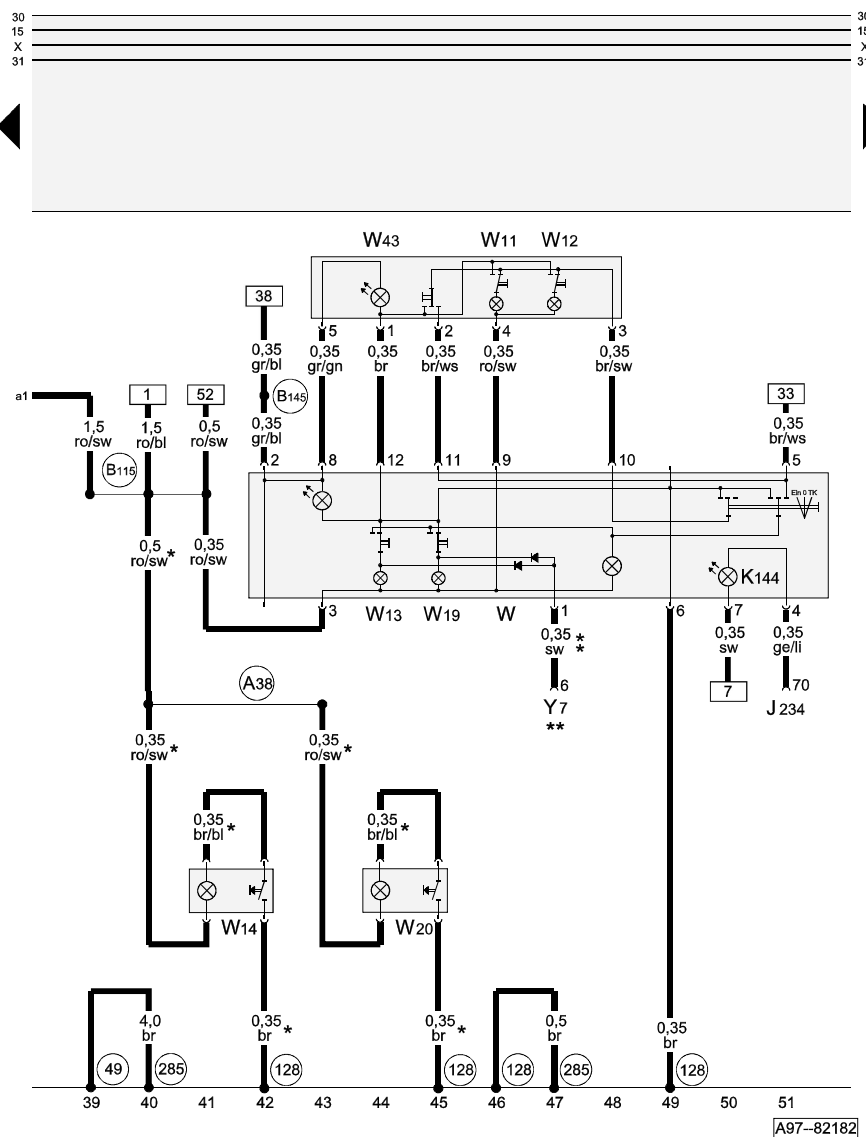
Central locking system with interior lights switch-off delay, reading lights and illuminated make-up mirrors

- F2 - Door contact switch, driver's side
- F3 - Door contact switch, front passenger's side
- F10 - Rear left door contact switch
- F11 - Rear right door contact switch
- J218 - Combi-processor in dash panel insert
- T10d - 10-pin connector, brown, connector carrier, A pillar, left
- T10f - 10-pin connector, brown, connector carrier, A pillar, right
- T32 - 32-pin connector, blue, on dash panel insert
- T32a - 32-pin connector, green, on dash panel insert
- V94 - Central locking motor with control unit for interior lights switch-off delay and anti-theft alarm system
- 205 - Earth connection, in door wiring harness - driver's side
- 206 - Earth connection, in door wiring harness - front passenger's side
- 278 - Earth connection -4-, in interior wiring harness
- A76 - Connection (diagnosis wire K), in dash panel wiring harness
- A108 - Connection (speed signal), in dash panel wiring harness
- B154 - Connection -1- (DC), in interior wiring harness
- B155 - Connection -2- (DC), in interior wiring harness
- * - Only on 4-door models

Audi A3

Current Flow Diagram

No. 100 / 5



Central locking system with interior lights switch-off delay, reading lights and illuminated make-up mirrors, door warning lamps

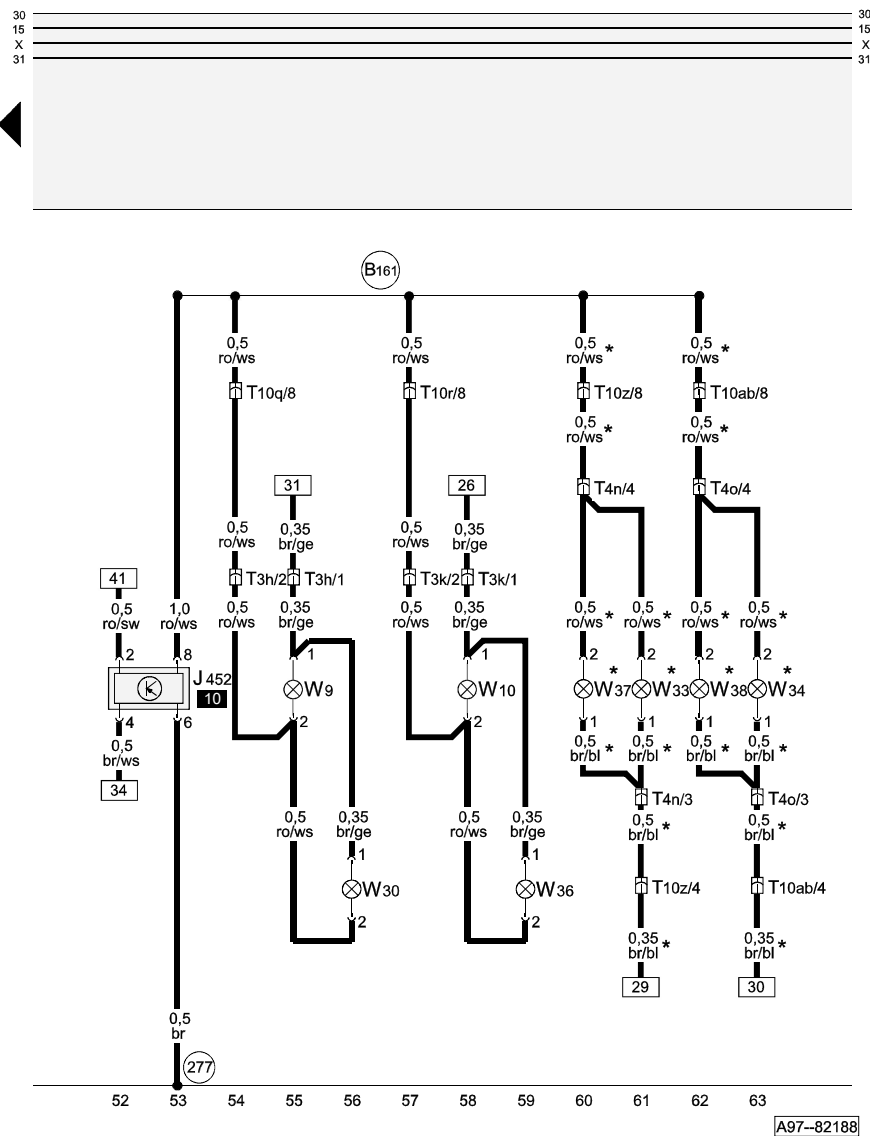
- J234 - Airbag control unit
- K144 - Airbag disabled warning lamp, driver's side
- W - Interior light, front
- W11 - Reading light, rear left
- W12 - Reading light, rear right
- W13 - Reading light, front passenger's side
- W14 - Illuminated make-up mirror, front passenger's side
- W19 - Reading light, driver's side
- W20 - Illuminated make-up mirror, front driver's side
- W43 - Rear interior light
- Y7 - Automatic anti-dazzle interior mirror
- 49 - Earth point, next to steering column, left
- 128 - Earth connection -1-, in interior light wiring harness
- 285 - Earth connection -7-, in interior wiring harness
- A38 - Positive (+) connection -2- (15a), in dash panel wiring harness
- B115 - Positive (+) connection (30, central electrics), in interior wiring harness
- B145 - Positive (+) connection (58b), in interior wiring harness
- * - Only models with illuminated make-up mirror
- ** - Only models with automatic anti-dazzle interior mirror

A97-82182

Audi A3

Current Flow Diagram

No. 100 / 6



Central locking system with interior lights switch-off delay, reading lights and illuminated make-up mirrors, door warning lamps

- J452 - Door warning lamps control unit
- T3h - 3-pin connector, black, in driver's door
- T3k - 3-pin connector, black, in front passenger's door
- T4n - 4-pin connector, black, in rear left door
- T4o - 4-pin connector, black, in rear right door
- T10q - 10-pin connector, green, connector carrier, A pillar, left
- T10r - 10-pin connector, green, connector carrier, A pillar, right
- T10z - 10-pin connector, green, connector carrier, B pillar, left
- T10ab - 10-pin connector, green, connector carrier, B pillar, right
- W9 - Left footwell light
- W10 - Right footwell light
- W30 - Door warning lamp, driver's side
- W33 - Rear left entry light
- W34 - Rear right entry light
- W36 - Door warning lamp, front passenger's side
- W37 - Door warning lamp, rear left
- W38 - Door warning lamp, rear right
- 277 - Earth connection -3-, in interior wiring harness
- B161 - Connection (anti-theft alarm), in interior wiring harness
- * - Only on 4-door models

ws = white
 sw = black
 ro = red
 rt = red
 br = brown
 gn = green
 bl = blue
 gr = grey
 li = purple
 vi = purple
 ge = yellow
 or = orange
 rs = pink

A97-82188